

1st February 2006

Atlas Ward structure Wolseley expansion

Atlas Ward Structures is currently working on a distribution scheme, in Leamington Spa, on behalf of Main Contractor FKI Logistex and Subcontractor Bowmer & Kirkland. The ultimate client, Wolseley UK, is the largest distributor of building, heating and plumbing products in the UK.

The North Yorkshire based Steelwork Contractor was awarded, the Design & Build contract, following its huge success on the recently built Dixons project at Newark, which was in excess of 2,900 tonnes over an area of 785,765 ft² (73,000m²) and was also undertaken in association with Bowmer & Kirkland.

The national distribution centre for Wolseley consists of 1,700 tonnes of structural steelwork, with a footprint in excess of 353,000 ft² (35,000 m²) and is situated adjacent to Wolseley's UK's HQ at Spa Park, Leamington Spa.

The development comprises two buildings and has a connecting link-bridge, which provides excellent use of the site whilst allowing vehicle access between the buildings. The project involves the consolidation of slower moving products within the Wolseley supply chain, which are currently handled by several existing regional distribution centres.

The design will deliver a future capacity of approximately 28,000 pallet equivalents, and 100,000 storage positions, with daily despatch volumes at around 700 pallet equivalents for regional distribution centre cross docking to branches.

The building is planned to be fully operational by the end of 2006 and will employ more than 150 staff.

Editor's Notes:

About Atlas Ward Structures






Atlas Ward Structures Limited are one of the largest Structural Steel Fabricators in the UK. They design, fabricate and erect structural steel framed buildings in the Industrial, Commercial, Education, Residential and Health sectors.

Atlas Ward Structures Limited operates UK wide and is a subsidiary of Severfield-Rowen Plc – it's parent company, with a turnover of over £200 million.

Severfield-Rowen Plc acquired Atlas Ward Structures Limited on 1 April 2005.

About Severfield-Rowen Plc

Severfield-Rowen Plc is the market leader in structural steel, and consists of the following major Group Companies:

-  Severfield-Reeve Structures, Dalton, North Yorkshire
-  Watson Steel Structures, Bolton, Lancashire
-  Rowen Structures, Sutton-in-Ashfield, Nottingham
-  Atlas Ward Structures, Sherburn, North Yorkshire
-  Steelcraft Erection Services based at Dalton, North Yorkshire

The combined resources of the Group of Companies have the design, engineering skills and experience to handle complex projects over a diverse range of sectors.

The Companies can facilitate the production of a wide range of steelwork packages, including projects requiring high added value engineering content.

Proven Group Strengths:

- | | |
|---------------------------------------------------------------------------------------------------------------------|------------------------------------------------------------------------------------------------------------------|
|  Performance and Value |  Multi-Sector Presence |
|  Project Completion Track Record |  Fabsec® Beams/Firebeam® |
|  Capability and Flexibility |  Plate Girders |
|  Design Engineering |  Stairs and Feature Steelwork |
|  Customer Focus |  Sections |
|  Health & Safety Record |  Tubular Constructions |
|  Financial Strength |  Intumescent Coating |

Recently:

On the 3rd February 2006, Severfield-Rowen plc and Murray Metals Group ('MMG'), one of the UK's largest structural steel and specialist metal suppliers, announce the creation of a new joint venture company – Steel UK Ltd ('Steel UK').

The formation of Steel UK is a key strategic development for its founding members and results from the ongoing consolidation of the steel industry. Steel UK, which will be jointly directed by senior executives of Severfield-Rowen and MMG, is an amalgamation of end-user and distributor and, as such, will have a major synergy potential.

The two companies will remain independent and separate in their core operating fields of Constructional Steelwork Contracting and Steel Stockholding.

About Bowmer & Kirkland

Bowmer and Kirkland, one of the UK's most successful construction groups, is composed of a number of flourishing, complementary companies, each offering specialist services.

Working with some of the UK's best-known corporations and logistics businesses, B&K has established an outstanding reputation for the design and construction of distribution centres.

About FKI Logistex

FKI Logistex is a leading supplier of integrated material handling solutions for distribution, baggage handling, freight, parcel, and manufacturing applications. FKI Logistex supplies its customers with an integrated set of leading edge technologies in high-speed sortation, conveyor systems, carousels, palletizing, paperless pick products, AS/RS, controls, order processing software, warehouse control systems, and total materials handling automation. FKI Logistex is a part of FKI plc (LSE:FKI.L) a UK-based international engineering group.

About Wolseley UK

Wolseley UK, the UK operating arm of Wolseley plc, is the largest distributor of building, heating and plumbing products in the UK. With its head office situated in Leamington Spa, Warwickshire, the company is wholly engaged in the distribution of construction products and materials through a nationwide network of more than 1,600 branches.

The company is organised into trading brands that service distinct customer groups. Many of these brands are market leaders with outstanding reputations for supplying professionals in the construction market. Names such as Plumb Center, Build Center, Parts Center, Pipe Center, Drain Center, Climate Center and Hire Center are widely recognised throughout the industry.

Wolseley UK provides a daily delivery service to branches from regional distribution centres. The company uses its own fleet of specially designed commercial vehicles. Branch-based vehicles then complete the 'Hub and

Spoke' network by satisfying local accounts. The Wolseley UK commercial fleet boasts more than 2,000 vehicles, making it one of the biggest in the UK.

The company has invested heavily into Information Technology. All Wolseley UK branches have been networked to mainframe central computers for over 15 years and the company has eight fully transactional web sites. Continuing investment in the latest supply chain software maintains high levels of efficiency whilst minimising costs. Wolseley UK also invests heavily in people. There is a company-wide training structure and a policy of promoting from within wherever possible. All employees are encouraged to develop core and associated skills utilising internal and external resources.

Wolseley UK intends to continue to develop both organically and through acquisition, increasing the range of added value services and complementary products.

For further information contact:

Emma Simpson, Atlas Ward Structures Public Relations Department, telephone 01944 710 421 / Email: emma.simpson@atlasward.com

Issued by:

Public Relations Department - Emma Simpson, Atlas Ward Structures Limited, Sherburn, Malton, North Yorkshire, YO17 8PZ. Fax 01944 710 387

Photo:

Photos are attached in JPEG format to the email. Named – 'Wolseley'.

Acknowledgements:

Ultimate Client -	Wolseley UK
Main Contractor -	FKI Logistex
Subcontractor -	Bowmer & Kirkland
Architect -	Webb Gray & Partners
Structural Engineer -	Burks Green
Structural Steelwork -	Atlas Ward Structures Limited